

Non Thermal Window Systems

The global leader in
door opening solutions

System Features

- Single & Insulated Glazing
- Mill, White and Bronze Finishes
- Self Flashing
- Insulation Retainer
- Optional Exterior Snap-On Trim
- Custom Sizes & Styles
- Numerous Glazing Options
(Tempered/Insulated/Tinted/Low E)
- Side-By-Side Installation
- Multiple Distribution Locations
(with Quick Ship Capabilities)

The Right Choice

When a quality, economical window is required, the ASSA ABLOY non thermal window is the choice. ASSA ABLOY packs this window with features normally associated with much more expensive windows and offers the benefit of a complete program offering.

At ASSA ABLOY, our non thermal windows are constructed with a commercial, solid aluminum frame that is fully extruded. Precaulked corners, prefinished head, sills and fins are color matched for a high-quality, professional finish.

Size Formulas

Minimum Panel Rough Opening

(Nominal Window Width minus 2-1/2")
X (Nominal Window Height plus 1/2")

Actual Window Dimension

(Nominal Window Width minus 2-1/2")
X (Nominal Window Height)

Specifications

ASSA ABLOY carries two lines of non thermal windows. Specifications are available for both upon request. Ask your ASSA ABLOY representative which is best for your needs.

Window Fins

CF100 1-1/4" Ribs
CF200 3/4" Ribs
CF300 Architectural Ribs
CF400 Flat Ribs
CF500 Optional Ribs



Customize Your Window

- Dozens of Optional Accessories
- Choice of Sliding Direction
- Three Color Choices
- Numerous Choices for Window Fins



Horizontal Sliding Window

Windows come packed with (R-panel) fins. Non-insulated have clear, single pane DSB glass. Insulated have clear, two pane SSB glass. Sizes available:

- 3020
- 4030
- 6020
- 3030
- 4040
- 6030
- 3040
- 5030
- 6040



Vertical Sliding Window

Windows come packed with (R-panel) fins. Non-insulated have clear, single pane DSB glass. Insulated have clear, two pane SSB glass. Sizes available:

- 3030
- 3040
- 3050



Fixed Picture Window

Windows come packed with (R-panel) fins. Non-insulated have tempered gray tint single pane DSB glass. Insulated have tempered gray tint, two pane SSB glass. Sizes available:

- 1070
- 2060
- 2070

The Right Size

All window sizes are specified in Nominal Dimensions. Consult the Technical Data for Actual Window and Required Opening Dimensions.

Notes

All window examples shown on this page are standard sizes. Special sizes available on request. Not all sizes available at all locations.

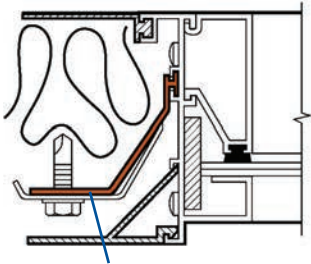
Stock or Custom Sizes Available

Whatever the size, style or glazing option you require, ASSA ABLOY windows can satisfy all of your office or warehouse window needs. We can help you build a complete window program. From a more economical non thermal window to the value added thermal window with optional steel subframing including quick ship capabilities from multiple service centers across the country. **Only from ASSA ABLOY.**

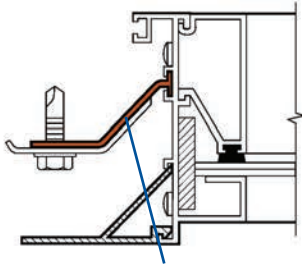
Choose the Non Thermal Window When

- Cost is the primary decision factor
- Location of window is warehouse/industrial
- Climate is even and warmer
- Mill finish is required or specified
- No framed opening is required

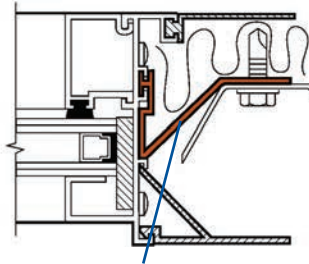
Trim Fins



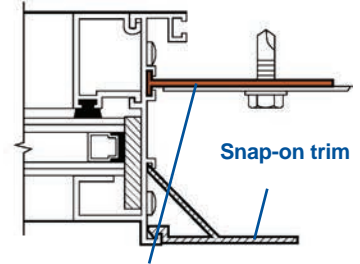
Regular 1-1/4" Panel Fin



3/4" Panel Fin



Architectural Panel Fin



Straight Panel Fin

www.starbuildings.com

800-879-7827

star.marketing@starbuildings.net

ASSA ABLOY

ASSA ABLOY is the global leader in door opening solutions, dedicated to satisfying end-user needs for security, safety and convenience